

COMPACT CENTRIFUGE 2206A



Rotor/Bucket







Angle rotor 12 x 15 ml
Angle: 28°




Order No.: 220.96 V01

Adapters

max. speed: 6000 rpm
RCF-value: 4180 xg
max. radius: 10,4 cm
Acceleration time in sec.: 40 / 70
Deceleration time in sec.: 35 / 150

15 ml Falcon	15 ml	15 ml	7 ml	5 ml	1,5 ml
					
17 without	17 without	17 701.010	13 701.011	13 701.012	11 701.000
Length in mm	105-125	95-105	95-115	70-95	42
Adapter Order No.:					




Angle rotor 6 x 50 ml
Angle: 28°




Order No.: 220.97 V01

Ø Tubes in mm
Length in mm
Adapter Order No.:

max. speed: 6000 rpm
RCF-value: 3820 xg
max. radius: 9,5 cm
Acceleration time in sec.: 35 / 80
Deceleration time in sec.: 35 / 150

50 ml Falcon	15 ml Falcon	15 ml
		
30 without	17 603.001	17 603.001
Length in mm	120	105-125
Adapter Order No.:		




Angle rotor 18 x 1,5/2,0 ml
Angle: 45°




Order No.: 220.95 V06

Ø Tubes in mm
Length in mm
Adapter Order No.:

max. speed: 6000 rpm
RCF-value: 2930 xg
max. radius: 7,3 cm
Acceleration time in sec.: 11 / 60
Deceleration time in sec.: 10 / 30

1,5 ml	0,5 ml	0,4/0,2 ml
		
11 without	8 704.005	6 704.004
Length in mm		
Adapter Order No.:		


Swing out rotor 6 x 5 ml
Angle: 0-90°



Order No.: 220.68 V04

Ø Tubes in mm
Length in mm
Adapter Order No.:

max. speed: 4000 rpm
RCF-value: 1860 xg
max. radius: 10,4 cm
Acceleration time in sec.: 8 / 35
Deceleration time in sec.: 7 / 25

5 ml

13 75 without
Length in mm
Adapter Order No.:

The Z 206 A accepts up to 12 x 15 ml conical and round bottom tubes. For tubes with smaller dimensions we offer several adapters. For larger volumes we offer an angle rotor for 6 x 50 ml conical and round bottom tubes.



Specifications

- Microprocessor with LCD display
- Electrical lid lock
- Pre-selection of the rotor type
- Active imbalance-identification and -cut off
- Manufactured according to international safety regulations
- Noise level under 60 dBA at max. speed
- A large variety of rotors and accessories
- Easy change of rotors



Distinct Control Panel

- Simple one handed operation
- Easy to program with gloves on
- Foil keyboard
- Permanent indication of preset and actual values
- Selection of speed in both rpm and g-force, with increments of 50/10
- 10 acceleration and deceleration rates
- Pre-selection of the running time from 10 sec to 99 h 59 min or continuous

Technical Data

max. speed:	6000 rpm	Dimensions (wxhxd):	28 x 26 x 37 cm
max RCF:	4180 xg	Weight:	15 Kg
max. volume:	6 x 50 ml	Power consumption:	100 W
Speed Range:	200 - 6000 rpm with 50 rpm increments	Order numbers:	
Running time:	59 min 50 sec / 10 sec increments	306.00 V01 - Z 206 A, 230 V / 50 - 60 Hz	
	99 h 59 min / 1 min increments	306.00 V02 - Z 206 A, 120 V / 50 - 60 Hz	



HERMLE Labortechnik GmbH

Siemensstraße 25 • 78564 Wehingen - Germany

Phone: + 49 7426/9622-11 • Telefax: + 49 7426/9622-49

E-Mail: vertrieb@hermle-labortechnik.de • Internet: www.hermle-labortechnik.de

